


HOLLIMAN SCHOOL HANDBOOK



Mr. John Vuono, Principal
Ms. Jean Adams, School Secretary
70 Deborah Road
Warwick, Rhode Island 02888
Telephone: (401) 734-3170
FAX (401) 734-3173
2011-2012

TABLE OF CONTENTS

Introduction.....	1
Mission, Goals, Guiding Beliefs and Vision.....	2
Holliman Pledge.....	3
School Hours.....	4
School Calendar (Now located on www.warwickschools.org site	
Warwick Public Schools Health & Wellness Policy.....	5
Discipline Code.....	6
Zero Tolerance Policy/Items not to be brought to school.....	6
Student Arrival Procedures.....	
Student Dismissal Procedures.....	7
Cafeteria Rules.....	8
Recess Rules - Outdoors.....	9
Recess Rules - Indoors.....	10
School Bus Code of Behavior.....	11
Transportation Distance for Bus Passes.....	11
Homework Guidelines.....	12
Visitors/VOWS.....	12
Parent/School Conferences.....	13
Lost and Found.....	13
Insurance.....	14
Breakfast, Lunches and Milk.....	14
Report Cards/Parent Teacher Student Organization.....	14
Accident Form/Attendance.....	15
Emergency Closing/Bicycles/Clothing (Dress Code).....	15
Medications/Textbooks and Library Books.....	16
Rhode Island Testing Program/Split Classes/Safety Committee...	17
Holliman Faculty and Staff Assignments.....	18
Student Handbook & Policy Acknowledgement Form.....	19

Introduction

The purpose of this handbook is to acquaint you with school policies and many of the general practices and procedures necessary for the smooth operation of the Holliman Elementary School. It provides answers to those questions most frequently asked by the parents of Holliman. You are urged to refer to it from time to time in order to become thoroughly familiar with its contents. Please feel free to call the school if answers to your questions cannot be found in the handbook. Your cooperation will be greatly appreciated. Thank you.

John Vuono, Principal

HOLLIMAN SCHOOL

MISSION

The mission statement is a declaration of the school's purpose and function. Holliman School's Mission statement expresses our identity and philosophy.

Our mission is to create a positive, nurturing, academic and social community in which learning is paramount to creating responsible citizens who are able to succeed in a changing world.

HOLLIMAN SCHOOL GOALS

1. To raise the educational expectations, behavioral expectations, and standards of Holliman School.
2. To improve student performance in Reading.
3. To improve student performance in Writing.
4. To improve student performance in Math Problem Solving.
5. To expand the use of technology to support teaching and learning.
6. To improve staff development programs.
7. To provide the students with opportunities to make good choices that will ensure their well being.
8. To prepare students for their development of self respect, leadership and responsibilities.
9. To expand community involvement.

GUIDING BELIEFS












- Set high standard for all
- Build self esteem in each child to be their best
- Be violence and substance free
- Encourage parental involvement
- Foster social awareness and social responsibility

VISION

The Holliman Elementary School Community provides a supportive environment which encourages intellectual, creative, physical, emotional, and social development for all.

We recognize that children, parents, and teachers all have the right to learn, the right to be safe, the right to be appreciated for their similarities and differences.

Holliman is the place where school, home and community come together to foster responsibility for life-long learning.



We Are a Team!

We cooperate.

We share.

We listen.

We are kind.

We follow directions.

We keep our hands to ourselves.

We always do our best.

We are helpful.

We respect each other.

We always tell the truth.

HOLLIMAN SCHOOL HOURS

8:40 a.m.	Students arrival time. (Gr. K-2 in All Purpose Room) (Gr. 3-6 in Auditorium) (PreK Bus Students to Classroom)
8:40 a.m.	Breakfast Program begins
8:55 a.m.	Teachers pick up students and go to classrooms
9:00 a.m.	PreK students arrival
11:30 a.m.	AM PreKindergarten Dismissal
11:35 a.m.	First Lunch, Grades 4 & 6
11:40 a.m.	AM Kindergarten Dismissal
12:00 noon	Second Lunch, Grades 3 & 5
12:15 p.m.	Students from 1 st lunch enter building
12:20 p.m.	Afternoon Kindergarten
12:25 p.m.	Third Lunch, Grades 1 & 2
12:30 p.m.	PM PreKindergarten Arrival
12:40 p.m.	Students from 2nd Lunch enter building
1:05 p.m.	Students from 3rd lunch enter building
3:00 p.m.	PreKindergarten Dismissal
3:02 p.m.	Bus students' bell
3:05 p.m.	Walkers' Bell

Warwick School Department School Calendar 2011-2012

Revised:

Approved: March 8, 2011

Last Day: June 13, 2012
GRADUATION Date: TBD

MAKE-Up Days: June 14 - 19
If makeup days are required after June 29, 2012, additional days will be taken during the spring recess beginning with April 16, 2012.

AUGUST '11				
M	T	W	Th	F
SD	TO			
29	30	31		

1 day

29 SD = Staff Development (Mandatory)(*)
30 TO = Teacher Orientation
31 1st day Elementary and Gr 7 & 9

20 days

1 All students report to school
5 Labor Day
29 Rosh Hashanah
Cumulative Days 21

SEPTEMBER '11				
M	T	W	Th	F
			1	2
X	6	7	8	9
12	13	14	15	16
19	20	21	22	23
26	27	28	X	30

OCTOBER '11

M	T	W	Th	F
3	4	5	6	7
X	11	12	13	14
17	18	19	20	21
24	25	26	27	28
31				

20 days

10 Columbus Day

Cumulative Days 41

19 days

11 Veterans Day
24 & 25 Thanksgiving Recess

Cumulative Days 60

NOVEMBER '11				
M	T	W	Th	F
	1	2	3	4
7	8	9	10	X
14	15	16	17	18
21	22	23	X	X
28	29	30		

DECEMBER '11

M	T	W	Th	F
			1	2
5	6	7	8	9
12	13	14	15	16
19	20	21	22	23
X	X	X	X	X

17 days

Dec 26 - 30
Vacation

Cumulative Days 77

20 days

2 New Year's
16 Martin Luther King Day

Cumulative Days 97

JANUARY '12				
M	T	W	Th	F
X	3	4	5	6
9	10	11	12	13
X	17	18	19	20
23	24	25	26	27
30	31			

FEBRUARY '12

M	T	W	Th	F
		1	2	3
6	7	8	9	10
13	14	15	16	17
X	X	X	X	X
27	28	29		

16 days

20 President's Day
20-24 Winter Recess

Cumulative Days 113

21 days

12 Staff Development (Voluntary)(*)

Cumulative Days 134

MARCH '12				
M	T	W	Th	F
			1	2
5	6	7	8	9
SD	13	14	15	16
19	20	21	22	23
26	27	28	29	30

APRIL '12

M	T	W	Th	F
2	3	4	5	X
9	10	11	12	13
X	X	X	X	X
23	24	25	26	27
30				

15 days

6 Good Friday
16-20 Spring Recess

Cumulative Days 149

22 days

16 Early Release Day (Sr. Project)
28 Memorial Day

Cumulative Days 171

MAY '12				
M	T	W	Th	F
	1	2	3	4
7	8	9	10	11
14	15	16	17	18
21	22	23	24	25
X	29	30	31	

JUNE '12

M	T	W	Th	F
				1
4	5	6	7	8
11	12	13	X	X
X	X			

9 days

Sr. last exam TBD
Graduation - June 13, 2012
180th Day of School =
June 13, 2012
Makeup: June 14-19

Cumulative Days 180

*Work Schedule of non-teaching staff will be clarified by separate notification.

WARWICK SCHOOL DISTRICT POLICY:
HEALTHY FOODS

To: Holliman Families
From: Mr. John R. Vuono, Principal
Date: 2009-2010

Mrs. Helen Bradshaw, School Nurse

The Warwick Public Schools are committed to following the Rhode Island Nutritional Guidelines, the district Health and Wellness Policy and the State's peanut/tree nut allergy law. In an effort to adhere to these requirements, all elementary schools have established uniform guidelines regarding the celebration of birthdays and holidays. To be in compliance with the above laws, homemade and store-bought cakes, cupcakes, candies and /or finger foods will no longer be allowed in our classrooms for individual celebrations and special events. We will attempt to make the events special in other ways that do not include peanut or nut products, high fat or high sugar content foods. Several suggestions for in school healthy party snacks:

Fruit	Pretzels
Veggies	Packaged fruit-diced
Crackers & cheese	Pears, peaches
Yogurt	Mandarin oranges
Cheese sticks	Raisins/Craisins

Several suggestions for in school non-food parties:

- Board games
- Crafts
- Treasure Hunts
- Birthday Pencils
- Donating a book to the classroom library

Thank you in advance for your cooperation. If you have any questions or concerns, please contact me or our school nurse, Mrs. Helen Bradshaw, at 734- 3170

Sincerely,

Mr. John R. Vuono
Principal

Mrs. Helen Bradshaw
School Nurse

Cc: Mr. Robert Bushell, Director of Elementary Education

4/1/09

Discipline Code

1. Written excuses are required for each child who is absent or tardy upon their return to school. Excessive tardiness or absences will be brought to the attention of the Principal and the Attendance/Discipline Officer.
2. **All children are expected to be respectful and obedient to all teachers, teacher assistants, lunch aides, other children and all adults who are involved with the school's programs.**
3. Children are expected to conduct themselves in an orderly manner while in the school, on the school grounds, on field trips, and while traveling to and from school.
4. Children are expected to respect school property, teachers' property and other children's property, both inside and outside the school building.
5. Students will use proper language at all times.

Statement: Children are expected to conform to the behavioral code outline above. Insubordinate and disrespectful children shall be subject to one or more of the following procedures:

- a. Teacher and child conference with use of Office Referral Form (see following form to be signed and returned)
- b. Teacher, Principal, and Child (conference)
- c. Teacher - Parent (conference)*
- d. Teacher - Parent - Principal - Child (conference)*
- e. The Teacher Support Team will meet to discuss the student.

Upon referral for evaluation, the committee will make recommendations to the Principal. Such recommendations may include:

- a. Behavior and/or Curriculum Modification Plan
- b. Increased Home/School Strategies
- c. Suspension
- d. Refer to Evaluation Team
- e. Transfer to another room in building
- f. Other (As warranted by Individual Circumstances)

*Note: Resource people may attend conference. They include Guidance Counselor, Psychologist, Nurse, Social Worker, Resource/Special Education Teachers, etc.

Zero Tolerance Policy for Weapons

No student shall bring any weapon (knife, gun, etc.) plastic, or replica or otherwise to school. Anyone violating this policy will automatically be suspended. This policy includes laser pointers as well.

ITEMS NOT TO BE BROUGHT TO SCHOOL

- | | |
|---------------------------------------|-------------------------------------|
| 1. Gameboys, Etc.
baseball, etc.), | 7. Trading Cards (Pokemon, |
| 2. CD Players | 8. Skateboards/Rollerblades/Heelies |
| 3. Radios | 9. Scooters |
| 4. Walkmans | 10. Pagers |
| 5. Footballs | 11. Walky Talkies |
| 6. Hard Balls | 12. Cameras |
- Students can bring
in soft (nerf-type)
balls, jump ropes,
basketballs and
kickballs

.These items will be given to the Principal for Parent Pickup.

NOTE: Cell Phones must be shut off and kept in your child's backpacks throughout the school day.

STUDENT ARRIVAL PROCEDURES

STUDENTS WILL NOT BE ALLOWED TO ENTER THE BUILDING BEFORE 8:40 A.M., WHEN THE BREAKFAST PROGRAM BEGINS. THERE IS NO SUPERVISION, PROVIDED BY THE WARWICK SCHOOL DEPARTMENT, BEFORE THAT TIME. DOORS WILL BE LOCKED.

STUDENTS ARRIVING AFTER 8:55 A.M. (UNLESS ARRIVING ON A LATE BUS) MUST BE ESCORTED TO THE OFFICE AND SIGNED IN BY A PARENT/GUARDIAN.

Parents/Guardians picking up and/or dropping off students between 9:00 and 3:00 will need to stop at the office window to check in. Should Mrs. Adams or Mr. Vuono not be aware of your presence, there is a small red bell you may ring. This procedure also applies if you need to come in for a meeting or related school business. This should help eliminate some of the day to day traffic within the office. There are clipboards (at the Office window) where you may sign your student in or out, and to sign in as a visitor.

STUDENTS TRANSPORTED TO AND FROM SCHOOL BY CAR

Parents/Guardians will enter the parking area/loop, following arrows, and dropping off students along the sidewalk only, and proceed through the parking lot to exit. Students will enter the building through the **Main Entry Doors (Door A)**

WALKERS ON FOOT

Walkers entering school from the neighborhood in front of the school will enter the building through **Main Entry Doors (Door A)**.

Walkers entering the building from the neighborhood behind the school will come across the paved playground and enter through **Door B**. This will eliminate students going around the end of the building where they cannot be seen.

Students will be met in the lobby by a staff member and directed into the all-purpose room or the auditorium.

BIKE RIDERS

Only students with **written permission** from their parent will be allowed to ride their bike to and from school. Bike riders will **walk** their bikes on and off the school grounds. They are to enter and dismiss through **Main Entry Doors (Door A)**.

Children riding bikes **MUST WEAR HELMETS. THIS IS A STATE LAW.**

STUDENTS ARRIVING BY BUS/VAN

All bus/van students, grades PreK-6 will enter the building through the Science Door (Door F) by the bus loop. Students in grades 3-6 will be seated by grade and classroom in the auditorium, quietly. Students in grades K-2 will proceed through the auditorium to the all purpose room where they will sit quietly by grade and classroom. PreK students will be met and taken to their classrooms by their Teachers/Assistants.

Any student having breakfast will go directly to the all purpose room/cafeteria upon arrival.

STUDENT DISMISSAL PROCEDURE

BUS/VAN STUDENTS

All Bus/Van Students PreK-6, will be dismissed from the auditorium to their bus/van through the **Science Door (Door F)** by the bus loop.

BUS STUDENT PICKUP AT DISMISSAL

If you need to pick up your child, who normally rides a bus/van, from the auditorium at dismissal time, you need to first check in at the office, and sign out your child. You may need to show identification at the office.

NOTE: Please notify your child/children's Day Care Center if they will not be coming.

WALKERS ON FOOT

Students in the Intermediate Wing walking home to the neighborhood behind the school will be dismissed from **Door D** into the paved playground area. Students should walk directly off the school property and not gather in the school yard.

Students from the Intermediate Wing who walk home to the neighborhood in front of the school will be dismissed from the **Main Entry Door (Door A)**.

Students in Grades 3, 4, 5, and 6 in the Intermediate wings who meet a Parent/Guardian to walk home with them will be dismissed from the **Main Entry Doors (Door A)**

Students in the Primary Wing will be dismissed from **Door C** on the front side of the building near Kindergarten. Any K-2 student who needs to walk into the neighborhood behind the school with a Parent/Guardian or an older sibling may be dismissed from **Door B**, onto the paved play area.

This will eliminate students going around the end of the building where they cannot be seen.

STUDENTS PICKED UP BY CAR

Parents/Guardians must park in the front lots and walk to the **Main Entry Door (Door A)** and wait under the awning or by **Door C** to meet their children. Students must be escorted through the parking lot to the vehicle by a Parent/Guardian.

THE BUS LOOP IS DESIGNED FOR BUSES ONLY. AT NO TIME SHOULD CARS BE WAITING FOR STUDENTS OR BE PARKED ANYWHERE IN THE BUS LOOP.

Cafeteria Rules

1. Teachers will bring the children to the bathroom before lunch then accompany them to the Cafeteria in silence having two lines, one for hot and one for cold lunch students.
2. Teachers will remind the pupils to get their money, coat (during the cold weather) before leaving the room. No one will be allowed back in the classroom (unless for an emergency).
3. During the cold weather if a student doesn't bring their coat they must stay in for recess and remain in the lunchroom, which will be supervised.
4. There will be Silence in the hallways which will be marked by "Quiet Zone" and "Check Point" signs.
5. Seating will be arranged by class at each table.
6. Students are to raise their hand for assistance. No one should leave their seat.
7. When students enter the cafeteria, they will pay for hot lunch, then pick up milk and condiments and then get their lunch.
8. Students buying milk only will go directly to the Lunch Aide collecting money.
9. Trash is to be put into the barrels as you leave the cafeteria. Each student is to see that their area is free of litter before leaving the table.
10. For reasons of safety tables will be dismissed one by one for recess, only when there is complete quiet and their table tops are free of litter.
11. Running in the building is not allowed. All students are to walk quietly in line when leaving the cafeteria and going to recess while accompanied by an adult.
12. There is to be no fooling around in the lunch lines. Students are to wait quietly and respectfully in the lunch line.
13. There is to be no swearing, talking back, hitting, fighting or throwing of food or papers, or touching other people's food, or sharing of food of any kind.
14. Students are expected to abide by the same rules of behavior in the lunchroom as in any other area of the building/playground.

Consequences:

The Office Referral Form will be used for inappropriate behavior in the lunchroom as well as in the rest of the school building.

Note well: Direct defiance of an adult, swearing, or fighting will result in parents being called to take the student home. The parents and children will return the next day.

Recess Rules (Outdoors)

1. Rough games such as football of any kind, horseback, keep away, tag, wrestling, chase games etc. are not permitted. Footballs and hard balls are not allowed to be brought to school.
2. No one should be putting their hands on anyone, or pulling on another's clothing.
3. There should be no hitting, fighting, pushing, kicking or swearing or picking up sticks or stones.
4. There should be NO obscene gestures.
5. Students are not allowed to enter the building until the bell rings, unless they require medical attention.
6. Students are to stay away from windows.
7. The playground will be scheduled on a two day rotation basis. Area 1 - Blacktop for basketball/kickball, Area 2 - New Playground Area.
8. Students are to play in their assigned areas ONLY!
9. When the bell rings, ending recess, all children are to go directly to their designated area and line up, ready to enter the building quietly.
10. Students are not to wear flip flops outside. They will get splinters in their feet from the mulch in the new playground area. It is also very dangerous playing on the asphalt as well.

Consequences

The Office Referral Form will be used for offenses on the playground as well. Inappropriate behaviors will not be tolerated.

Note well: Direct defiance of an adult, swearing, or fighting will result in your parents being called to take the student home.

Recess Rules

(Indoors)

1. Teachers will review their Posted classroom rules for indoor recess with the students.
2. Children are to walk quietly in a line from the cafeteria to their classrooms and follow the posted classroom rules for indoor recess.
3. Students are not to leave the classroom without permission.

School Bus Code of Behavior

(required by Bus Company)

Students shall conduct themselves in an orderly and respectful manner. The school bus is a classroom on wheels. Students should act on a school bus as they would in the classroom. The driver is in charge of the school bus in the same manner as a teacher is in charge of a schoolroom.

Examples of unacceptable behavior which will result in the suspension of bus privileges are:

1. Fighting or assault on the bus.
2. Possession or use of illicit drugs or alcohol.
3. Smoking or the lighting of flammable objects.
4. Insulting, insolent or otherwise unseemly behavior to the driver or other students on the bus, including inappropriate behavior
5. Causing a disturbance by teasing or threatening the driver or students.
6. Damaging school bus property and/or personal property. It will be the responsibility of the parents of those students involved for proper reimbursement to the school district.
7. Tampering with or using the **Emergency Door** without permission of the driver.
8. Throwing or shooting objects in the bus or out the bus windows.
9. Throwing an object or objects at the bus.

Examples of unacceptable behavior that will result in disciplinary action possibly leading to the suspension of bus privileges are:

10. Shouting or otherwise making continuous noise on the bus thus creating a distraction to the driver.
11. Moving about within the bus while the bus is in motion.
12. Standing or moving at the bus stop in such a manner as to create a danger to self or others.
13. Opening the windows of the bus without the driver's permission.
14. Blocking of aisles so as to endanger passengers.
15. Spitting on the bus.

16. Eating or drinking on the bus.

NOTE: Repetition of any violation or any infraction will result in suspension of bus privileges.

Violations of this Code or any other actions not specifically listed which interfere with or threaten the safe operation of the school bus and create a hazard to the safety of the students and/or the driver shall constitute grounds for the temporary suspension of bus privileges or temporary suspension from school.

Procedures to be followed in a disciplinary action resulting in a temporary loss of bus transportation or suspension are outlined in Student Suspension Regulation. Students shall be entitled to due process as outlined in Student Suspension Policy.

Transportation Distances for Bus Passes

Children are issued bus passes in the following grades beyond these distances:

Kindergarten	1/2 mile
1st and 2nd	3/4 mile
3rd through 6th	1 1/4 mile

Bus students must ride the bus home unless a note is sent in to the teacher. Bus students being picked up by a parent must be signed out in the office.

Homework Guidelines

School Committee policy is that homework shall be assigned in Grades 1-12 to establish habits of self-discipline, application, research and creativeness. This will be a nightly practice in all grades, with length of assignment varying according to level. In addition to nightly assignments, teachers assign long-term projects in conjunction with classroom units.

Students in grades 4, 5, and 6 are expected to use the homework agenda notebook to record these assignments and be consistently utilized to develop proper organizational and study habits.

Your cooperation in establishing a quiet time and place for your child to work will be appreciated. Be sure the work area is properly lit, free from distractions, and that your child has the necessary materials to complete the assignment. Monitoring the work is also helpful, but please do not do the work yourself.

The following general guidelines are provided to make you aware of the average amount of homework students experience from one grade level to the next. Reading and studying nightly are considered to be an important component of homework assignments. Homework assignments should increase gradually in difficulty and length throughout the grades:

- Kindergarten: • Reviewing of the child's day with the child, using any papers brought home as a starting point.
- Grade 1 • An average of 10-15 minutes.
- Grade 2 • An average of 15-20 minutes.
- Grade 3 • An average of 20-25 minutes.
- Grade 4 • An average of 30-45 minutes.
- Grade 5 • An average of 40-45 minutes.
- Grade 6 • An average of 45-60 minutes.

Visitors

Visitors to our school are always welcome. All visitors must use the main entrance and first report to the school office where they must sign out a visitor's badge. This badge must be worn at all times when in the building. The badge is to be returned to the office and signed in when leaving the building.

Visitors should park in the main parking lot. During the school day, visitors must use the main entrance; other doors are kept locked.

Vows

VOWS Is the Warwick School Department's Volunteer Program. This is a teacher-requested, teacher-guided program that utilizes services of parents, the community, and college students. If you are interested in becoming involved, please call the school and ask for the VOWS Coordinator.

Parent/School Conferences

Teachers and parents are asked to confer whenever there are concerns or questions about a child's school adjustment, progress, or behavior. We encourage you to initiate, or respond to, a request for a conference as soon as such concerns arise. We, can only help with a child's problem when we are aware of it and can work together to resolve it. Often, it just takes a phone call to clarify a situation or answer a question.

The following hints are helpful in preparing for a conference:

- A. Make a list of things you want to tell the teacher about your child so that he/she can better understand your child: health, attitude toward school, family relations, hobbies and interest.
- B. Decide what you want to ask the teacher. Discuss the conference with your child to see if he/she has anything he/she would like to talk about with the teacher. This is the time to get all the facts about school situations you may only know about second hand.
- C. Bring your child at the request of the teacher.

DURING THE CONFERENCE, DO NOT HESITATE TO ASK QUESTIONS SUCH AS:

1. What is my child's ability level? Is my child working at that level?
2. Has he/she shown any abilities or aptitudes?
3. Are there any discipline problems?
4. How is he/she doing in math, reading, science, social studies and language?
5. Is my child following through on homework assignments?

AFTER THE CONFERENCE, SEVERAL FOLLOW UP ACTIONS INCLUDE:

1. Discuss the conference with your child. First point out areas of strength. Then talk about the areas that need improvement.
2. Start immediately on any action you have decided to take. Did the teacher recommend books for you or your child to read? Is there a better arrangement for studying at home? Is outside help needed in a special area? Begin at once to follow through with the plan you and your teacher decided upon.
3. Feel free to call the school if you wish to check on your child's progress or if you think another conference is needed. Teachers value such interest on the part of parents.
4. Make certain your child understands that you and the teacher are working together; that you and the teacher are in a partnership, with the sole interest of improving his/her performance in school.

Lost and Found

The school does maintain a lost and found table in the corridor to the lunchroom. Please have your child check for any lost articles.

Insurance

The school department offers an accident insurance policy for all students which cover costs not covered by any other accident policy. (Information and order envelopes are sent home in the beginning of each school year.)

Breakfast, Lunches and Milk

Lunch menus will be sent home regularly each month.

All children who purchase lunch by the day, must pay \$2.50. These children will be asked to identify their lunch choices in the morning after opening exercises. They will hold their own money until lunch.

Children who must purchase lunch for the week on an advanced basis should bring their money in on Monday. Send the weekly money (\$12.50) in with your child in a sealed envelope marked with your child's name, and room.

School lunch:	\$2.50 per day	School Breakfast:	\$1.85 per day
Reduced lunch:	.40 per day	Reduced Breakfast:	.30 per day
Milk:	.60 per day	Milk	.60 per day

Emergency Closing

In case of a storm or another emergency in which schools will not be opened, announcements will be made over the radio on the following stations: WPRO, WJAR, WARV, WICE, WLKW. Also you will receive a phone call from connect Ed.

It is helpful to ask friends who are regular listeners to radio to call you if they hear any such announcement of Warwick School closings. Individual school closings are seldom announced in mid-day.

In the event of an emergency in which school is closed after starting for the day, your child must know what to do and where to go if he/she is sent home from school early. He/she should also know of some neighbors to whom to go if you are not at home. Please plan this with your child. It is impossible to call all parents in the event of early closing.

To assist us in reminding him/her of your plan, please complete the Emergency Closing Form and return to your child's teacher.

Bicycles

Children may ride bikes to school with written permission from their parents. Helmets are to be worn at all times. THIS IS STATE LAW (1st offense: warning, 2nd offense: loss of privilege.) Bikes must be walked onto school grounds at posted intersections. They must be locked to the bike rack which is located by the main doors.

Clothing (Dress Code)

DRESS CODE K - 12

In order to enhance the educational environment and promote proper personal growth habits, a dress code has been established for the Warwick Public Schools. The purpose of this code is to remove distractive, disruptive, and dangerous apparel from the educational environment. The code has been written not to infringe upon the individuality of the students but rather to create a feeling and awareness of community pride within the student body.

In adopting this code, the Warwick School Department hopes to create a clean, healthy, and safe environment which shall be conducive to good education and beneficial to all students. It is the School Committee's intent that students wear appropriate, clean non-disruptive clothing, and in keeping with that intent, students are required to comply with the following:

1. Articles of clothing must cover the torso, to be appropriate to the school environment and/or non-disruptive in the classroom.
2. Sunglasses may not be worn in classrooms unless medical reasons exist.
3. No hats may be worn within the building.
4. No clothing that promotes alcohol, drugs, violence, profanity, or is obscene as that word is construed by the United States Supreme Court decisions shall be worn in a school building.
5. Coats worn as outerwear may not be worn within the building during school hours.

The School Committee recognizes that a student may be exempted from the provisions of the dress code due to health or handicapping conditions. Exceptions to the dress code will

be granted by the building Principal upon presentation of substantive evidence from the child's physician. Such evidence shall include the specific condition and how the child's health will be affected by the dress code, information regarding any previous instances of problems, and the length of time the exception is to be in place. All exceptions will be reviewed monthly by the school building Principal.

Medications

Parents will be permitted to provide the school with up to one (1) week supply of a student's medication. Only under the most extenuating circumstances will consideration be given to exceed this limit. The container should be properly labeled with the student's name, the name of the medication, the dosage, and the time it is to be given. The parent or a responsible adult shall deliver all medication to the school.

No medication shall be given at school unless prescribed by a doctor.

Medication will only be given by certified nurse/teachers.

The building principals, in collaboration with the school nurse/teacher, will assure that all medication is stored in a secure location which is not accessible by the students.

If the nurse/teacher is not available on a particular day, a call will be placed to the parent requesting them to come in and administer the medication. Otherwise, it will not be given.

Textbooks and Library Books

Students are issued textbooks each year. It is important that hard cover texts be covered. Children should return each day with the textbooks and completed homework assignments. It is the responsibility of the parent to reimburse the school for any textbook or library book that is lost or damaged beyond repair.

TESTING: Rhode Island Assessment Program

All students in grades 3-8 will participate in the New England Common Assessment Program (NECAP). These tests will be ongoing yearly assessments of what children know and can do in various academic subjects. Students this October will be tested in English/language arts in grades 3-8, mathematics in grades 3-8, and writing in grades 5 & 8. Students in grade 4 will be tested in the spring on science. As you know the results of these tests are very important in showing the progress of your child and the Warwick Schools.

Split Grades

Occasionally, it may become necessary to schedule one or several split grade classrooms due to increases or decreases in student enrollment at a particular grade level. When this occurs, the teacher will work with each grade on their own grade level. For example: In a 2/3 split, the second grade students work with grade 2 math materials while the third graders follow the grade 3 math program. The same is true with most other academic subject areas such as social studies and reading.

During the last 25 years, it has been demonstrated that students assigned to a split grade do as well or better than students who have participated in straight classrooms. It is felt split grades maintain the integrity of the neighborhood school and eliminates the need to bus children out of the neighborhood.

If your child is assigned to a split grade, the principal and teacher will be happy to meet with you to answer any questions you may have.

Safety Committee

As part of Holliman's School Improvement Team, we have a very active Safety Committee comprised of Holliman staff members, parents and community members. If you have any safety concerns, please contact me.

HOLLIMAN SCHOOL 2011 - 2012

GRADE	ROOM	TEACHER	TEACHER ASSISTANTS
Pre-K SpEd	18	Melanie Donoian	Stacey Marcure
Pre-K SpEd	19	Holly Mignanelli	Susan Farina
K	K	J. Wilkinson	Donna Fondi
1	4	Kathleen Marcaccio	
1	20	Amy Kennett	
2	3	Lauren Lambert	
2	9	Deborah Caprio	
1-3 SpEd	8A	Amy Palmer	Michelle Small Amy Frank
3	10	Linda Polselli	
3	8	Leslie Angelone	
4-6 SpEd	8B	Jamie LaSalle	Milagros Santiago/ Kerry French
4	12	Shirlie Bacon	
4	13	Jamie Fratus	
4	2	Melissa Hatch	
5	14	Suzanne Warrenner	
5	15	Sonya Yazidjian	
5	1	Beth-Anne Rafanelli	
6	16	Martin Susla	
6	17	Donna Campbell	
6	11	Christine Spillane	
4-6 SpEd	6	Karen Contois	Vacancy Catherine Swiderski Laura Wiggin
Art	Melissa Cardillo	Guidance Counselor	Maryann Perry
Music	Susan Brunelle – Vocal	Reading/Literacy	Sherry Ryan
Instrumental	Mark Golec	Reading/Literacy	Andrea Leung
		Reading/Literacy	Susan Brannigan
Library	Michelle Roth	School Psychologist	Jay Mulshenock
Science	Nancy Wahl	Nurse	Helen Bradshaw
	Kimberly Brennan	Social Worker	Heidi Fanion
Physical Ed	Lorrie Goralski	Custodian	Jim Dubois
ALAP	Jennifer Stevens		John Graves
O.T. / P.T.	Tania Alexander/Joanne Mortimer		
Speech	Melissa Lamothe/Amy Barker		
Resource	Diane Newman – Bonne Simonian (Teacher Assistant)		
Resource	Barbara Blackledge – Mary Burgess (Teacher Assistant)		
Resource	Nicole DiMatteo – Laurel Malo (Tchr Assistant)		Erin Kennedy (Tchr Asst.)