

WARWICK PUBLIC SCHOOLS

FY 2010 - 2011 Budget

Presentation to the
Warwick City Council

June 1, 2010



School Committee

Christopher E. Friel, Chairman
Lucille Mota-Costa, Vice Chair
Bethany A. Furtado, Clerk
Paul J. Cannistra
Patrick E. Maloney Jr.

School Administration

Peter P. Horoschak
Superintendent

Leonard J. Flood
Director of Business Affairs

**Warwick School Department
City Council Budget Presentation
June 1, 2010**

PRESENTATION OUTLINE

- I. Opening Remarks - Christopher E. Friel, School Committee Chairman**
- II. Opening Remarks – Peter P. Horoschak, Superintendent**
- III. Overview of FY 2010 – 2011 Budget – Leonard J. Flood, Director of Business Affairs**
- IV. Summary and Discussion**

FY 2010 – FYE 2011
SCHOOL DEPARTMENT BUDGET
BUDGET COMPARISON

**FYE 2011 School Committee Approved Budget
Comparison to Prior Fiscal Year
Expenditures**

	FY 2010 - 2011	FY 2009 - 2010	Difference	
	Budget	Budget	Amount	Percent
Salaries	\$101,959,567	\$100,094,063	\$1,865,504	1.9%
Fringe Benefits	\$39,604,809	\$43,872,243	(\$4,267,434)	-9.7%
Purchased Services	\$13,479,721	\$13,690,526	(\$210,805)	-1.5%
Supplies & Materials	\$5,488,759	\$5,627,931	(\$139,172)	-2.5%
Capital Outlay	\$1,091,374	\$1,016,895	\$74,479	7.3%
Debt Service & Misc.	\$134,036	\$153,848	(\$19,812)	-12.9%
Other Objects	\$562,000	\$550,462	\$11,538	2.1%
TOTAL	\$162,320,266	\$165,005,968	(\$2,685,702)	-1.6%

Revenues

	FY 2010 - 2011	FY 2009 - 2010	Difference	
	Budget	Budget	Amount	Percent
Local Appropriation	\$128,020,734	\$123,968,068	\$4,052,666	3.3%
Tuition	\$975,000	\$1,050,000	(\$75,000)	-7.1%
State Aid	\$31,032,244	\$37,182,749	(\$6,150,505)	-16.5%
Federal Aid	\$35,000	\$35,000	\$0	0.0%
Local Revenue	\$2,257,288	\$2,770,151	(\$512,863)	-18.5%
TOTAL	\$162,320,266	\$165,005,968	(\$2,685,702)	-1.6%

Revised 04/21/10

**FYE 2011 School Committee Amended Budget
Comparison to Prior Fiscal Year
Expenditures**

	FY 2010 - 2011	FY 2009 - 2010	Difference	
	Revised	Budget	Amount	Percent
Salaries	\$100,909,567	\$100,094,063	\$815,504	0.8%
Fringe Benefits	\$39,416,609	\$43,872,243	(\$4,455,634)	-10.2%
Purchased Services	\$13,479,721	\$13,690,526	(\$210,805)	-1.5%
Supplies & Materials	\$5,488,759	\$5,627,931	(\$139,172)	-2.5%
Capital Outlay	\$1,091,374	\$1,016,895	\$74,479	7.3%
Debt Service & Misc.	\$134,036	\$153,848	(\$19,812)	-12.9%
Other Objects	\$562,000	\$550,462	\$11,538	2.1%
TOTAL	\$161,082,066	\$165,005,968	(\$3,923,902)	-2.4%

Difference Approved vs. Amended \$1,238,200

Revenues

	FY 2010 - 2011	FY 2009 - 2010	Difference	
	Revised Budget	Budget	Amount	Percent
Local Appropriation	\$126,782,534	\$123,968,068	\$2,814,466	2.3%
Tuition	\$975,000	\$1,050,000	(\$75,000)	-7.1%
State Aid	\$31,032,244	\$37,182,749	(\$6,150,505)	-16.5%
Federal Aid	\$35,000	\$35,000	\$0	0.0%
Local Revenue	\$2,257,288	\$2,770,151	(\$512,863)	-18.5%
TOTAL	\$161,082,066	\$165,005,968	(\$3,923,902)	-2.4%

Difference Approved vs. Amended \$1,238,200

Revised 05/28/10

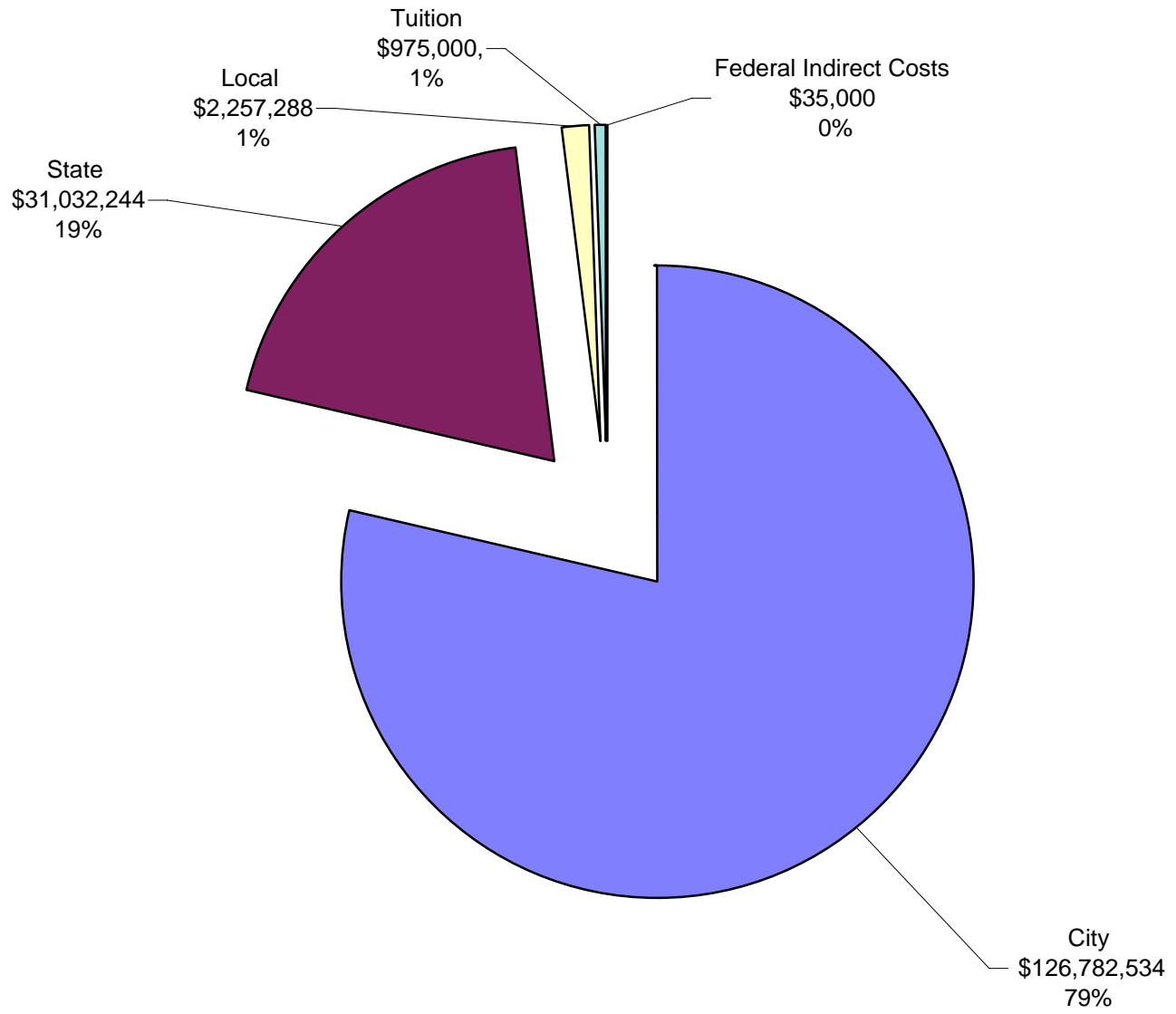
FY 2010 - 2011
SCHOOL DEPARTMENT BUDGET
SUMMARY

FY 2010 – 2011
SCHOOL DEPARTMENT BUDGET
REVENUE

**Property Tax Appropriation
FYE 2009 - FYE 2011
AS PROPOSED IN THE MAYOR'S FYE 2011 BUDGET**

	City	% of Total	Inc/(Dec) Over PY	Schools	% of Total	Inc/(Dec) Over PY	TOTAL	Inc/(Dec) Over PY	Inc/(Dec) Over PY
FYE 2011	86,450,430	41.8%	6,700,498	120,601,570	58.2%	-3,366,498	207,052,000	1.6%	3,334,000
FYE 2010	79,749,932	39.1%	8,698,000	123,968,068	60.9%	0	203,718,000	4.5%	8,698,000
FYE 2009	71,051,932	36.4%	-	123,968,068	63.6%	-	195,020,000	-	-
	Total Revenue Increase Since FYE 2009		24,096,498	Total Revenue Decrease Since FYE 2009		-3,366,498	Total Revenue Increase Since FYE 2009		20,730,000

FY 2010 - 2011 Revenues By Category



FY 2010 – 2011
SCHOOL DEPARTMENT BUDGET
STAFFING LEVEL HISTORY

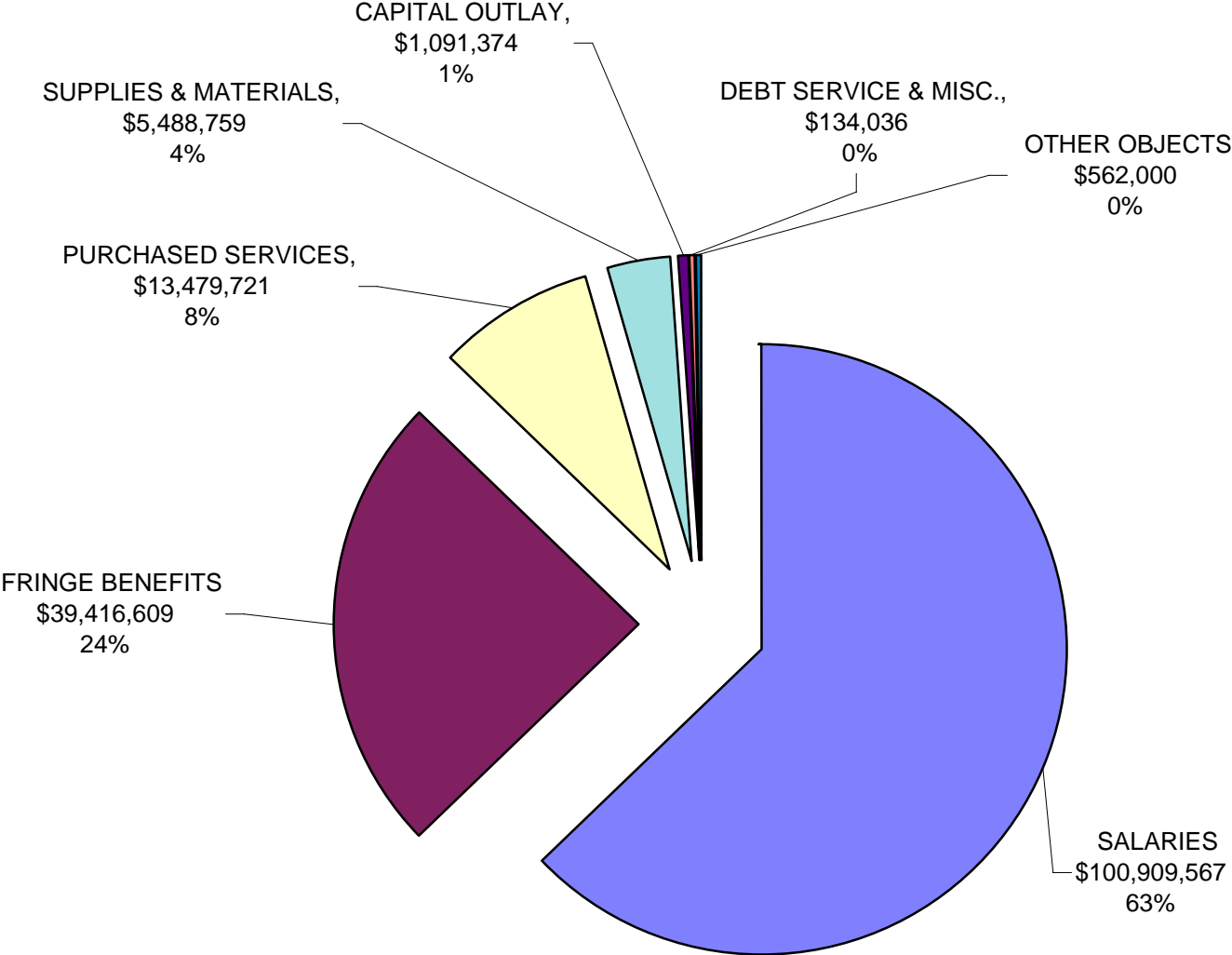
2010-11 SCHOOL BUDGET

SCHOOL DEPARTMENT STAFFING LEVELS HISTORY

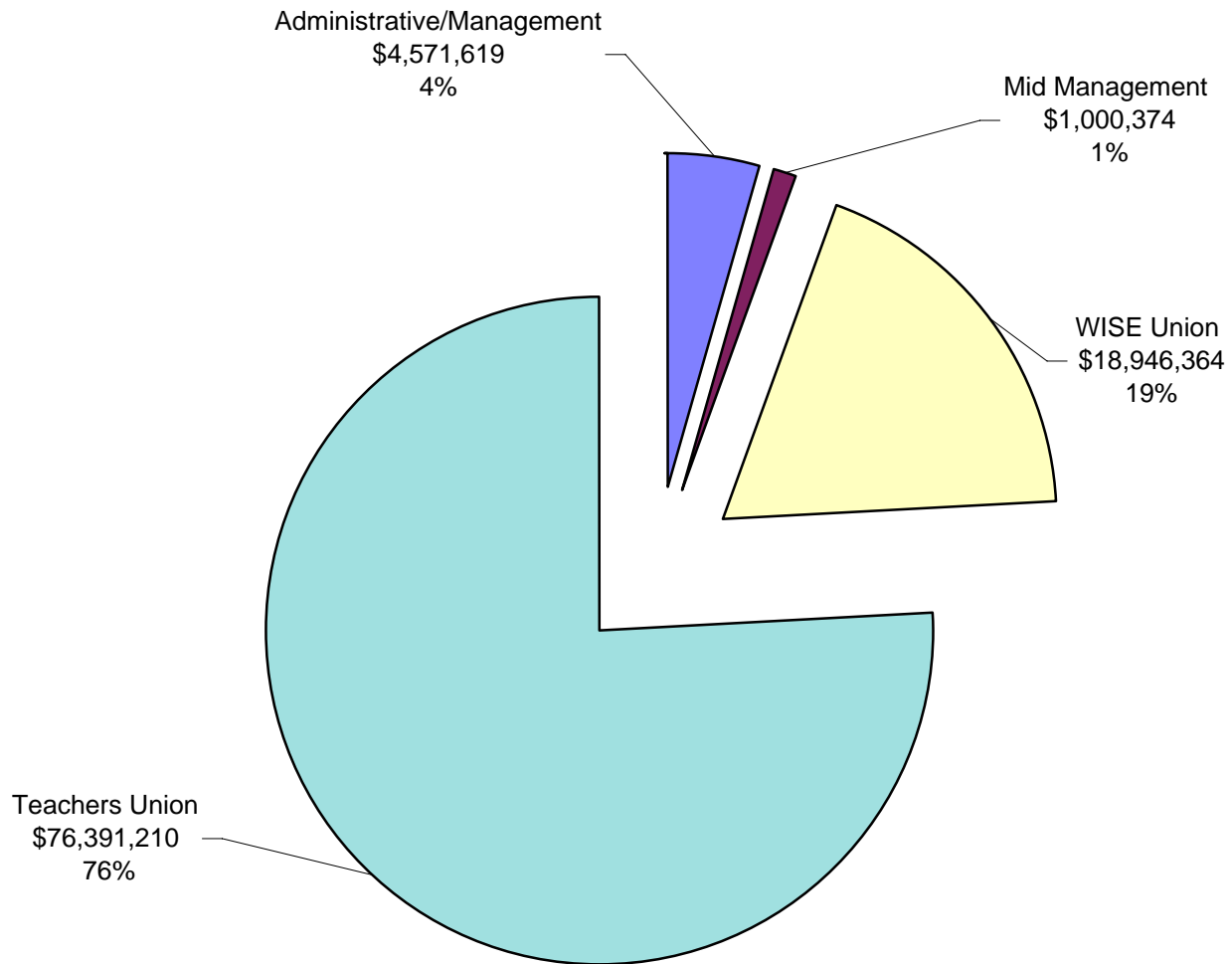
	<u>2006-07 Request</u>	<u>2007-08 Request</u>	<u>2008-09 Request</u>	<u>2009-10 Request</u>	<u>2010-11 Request</u>
Local Funds	1,595	1,561	1,529	1,503	1,470
Grants Funds	<u>89</u>	<u>80</u>	<u>51</u>	<u>60</u>	<u>71</u>
Total	1,684	1,641	1,581	1,563	1,541
Reduction	(6)	(43)	(60)	(18)	(22)
<u>Total Five Year Reduction</u>					(149)

FY 2010 – 2011
SCHOOL DEPARTMENT BUDGET
EXPENDITURES BY CATEGORY

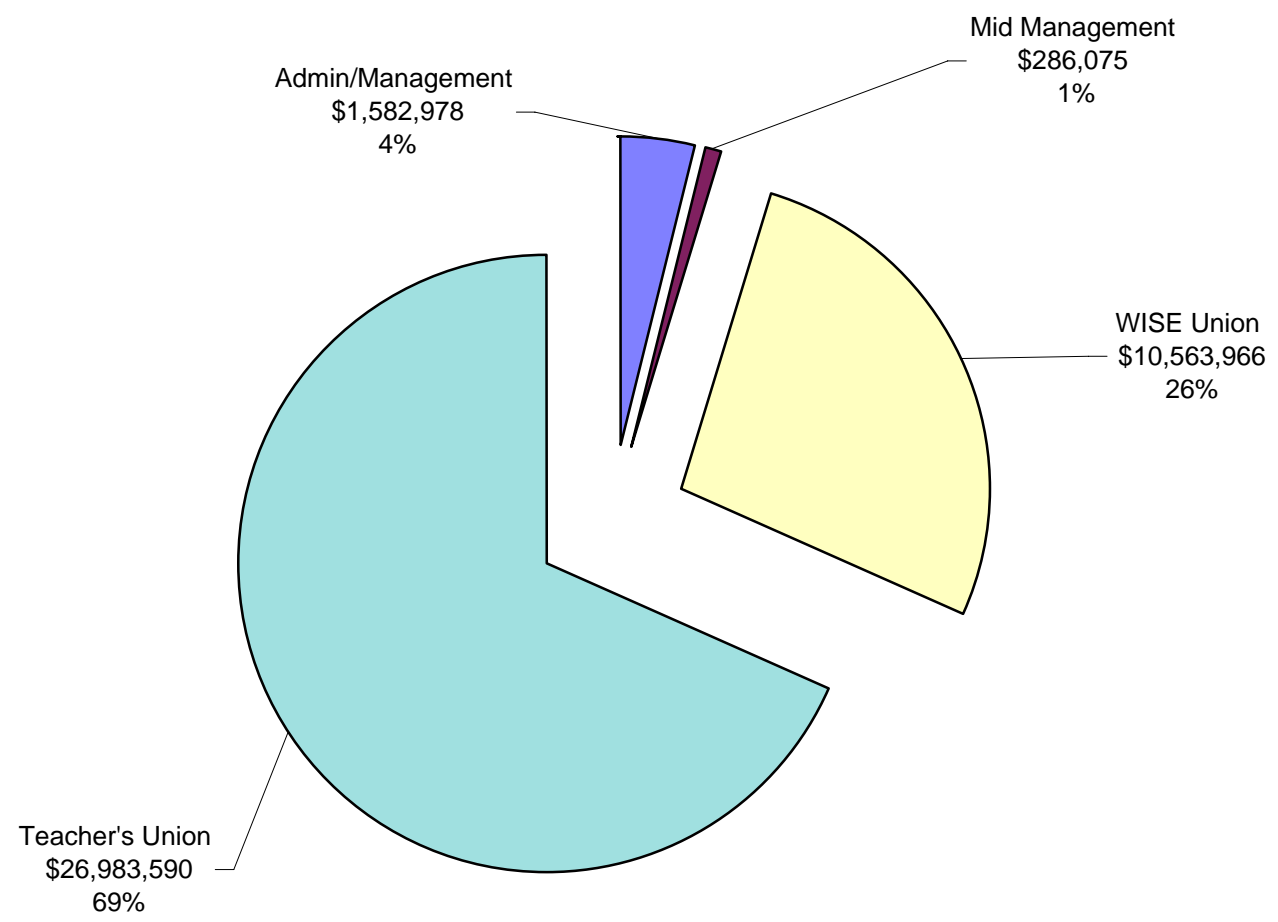
**FY 2010 - 2011
Expenditures
By Categories**



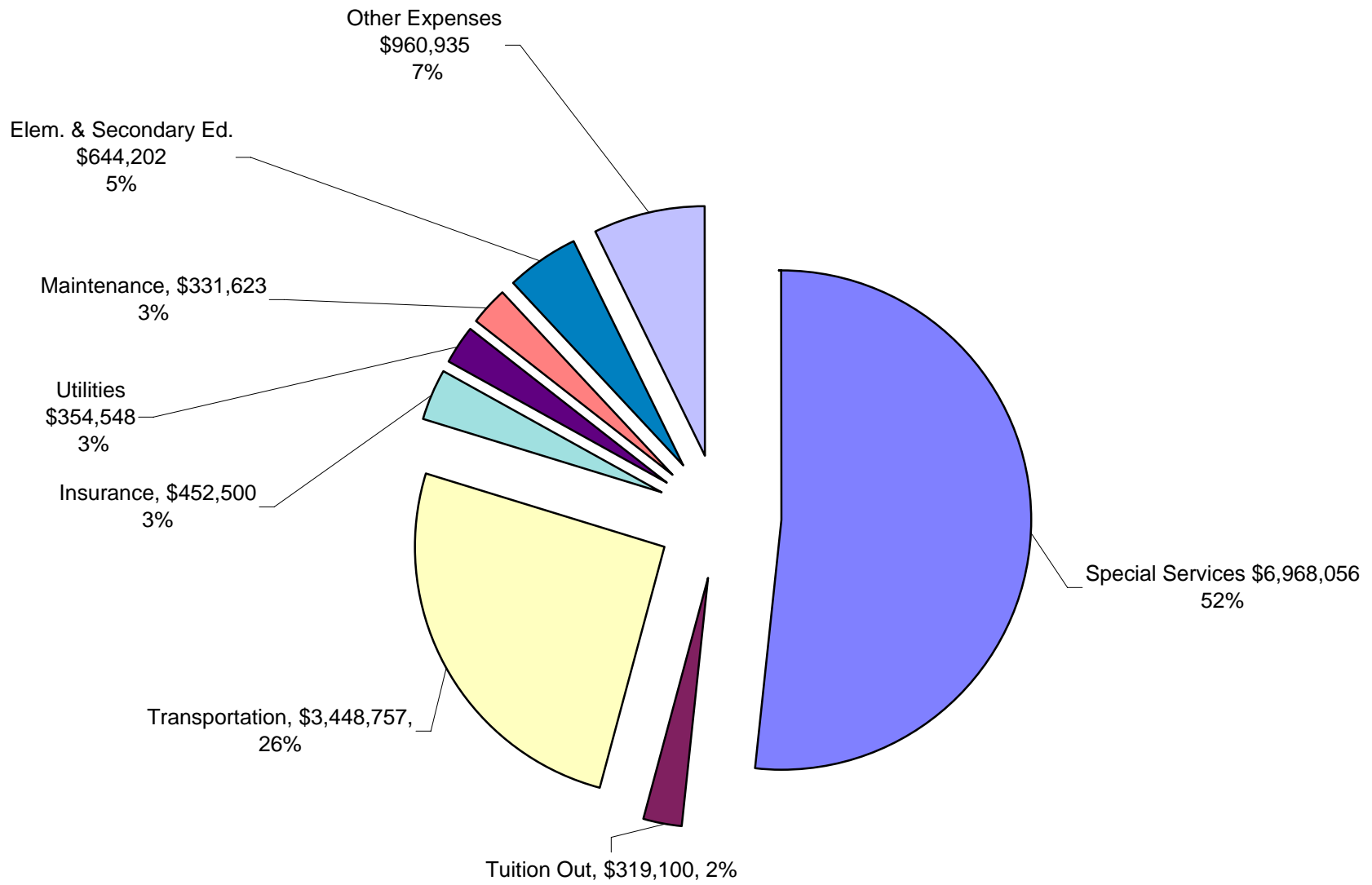
FY 2010 - 2011 Salaries and Wages By Employee Category



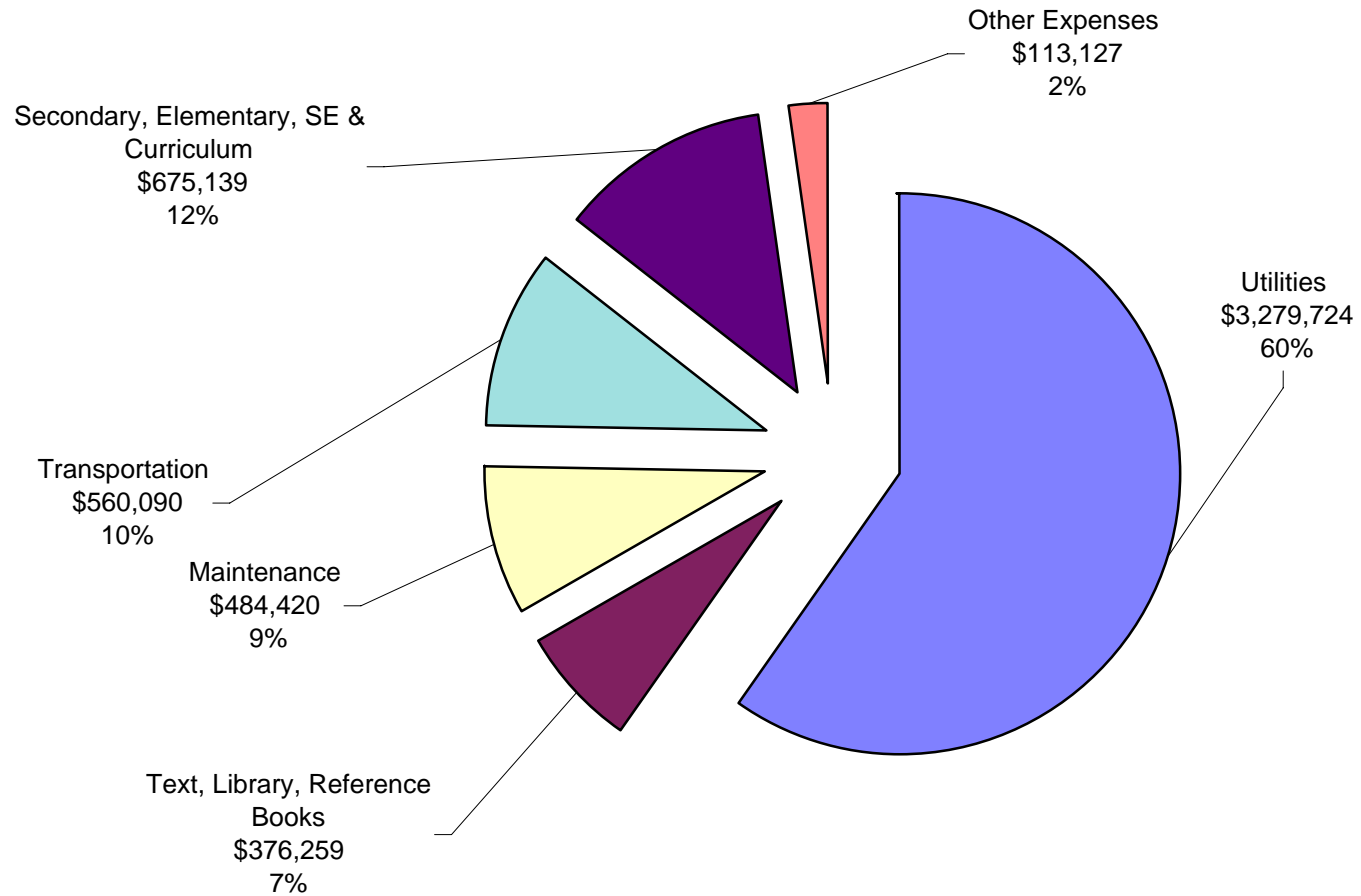
FY 2010 - 2011 Fringe Benefits By Employee Category



FYE 2010 - 2011 Purchased Services By Expenditure Account Grouping



FYE 2010 - 2011 Supplies and Materials Budget By Account Groups



FY 2011 – 2015
SCHOOL DEPARTMENT BUDGET
CAPITAL PROJECTS

SUMMARY FORM
DEPARTMENT OF CITY PLAN CAPITAL IMPROVEMENTS
PROGRAM 2010-2015
DEPARTMENT ESTIMATE FOR CAPITAL PROJECTS

Projects (Prioritized)	Estimated Life of Project	Funds Authorized through 2008-2009	Funds Distributed through 2008-2009	Fiscal Year 2010-2011	Fiscal Year 2011-2012	Fiscal Year 2012-2013	Fiscal Year 2013-2014	Fiscal Year 2014-2015	Fiscal Year 2015-2016	Total Estimated Cost
Fire Code	20	0	0	1,434,520	3,606,123	1,878,700	2,687,774	2,855,217		12,462,334
Re-roofing	20	0	0	471,650	512,077	592,931	2,102,209	1,367,035		5,045,902
Dust Filter (Shops)	20	0	0	359,352	0	0	0	0		359,352
Steam Systems	30	0	0	1,419,365						1,419,365
Stage Floor Replacement	50	0	0	176,681	0	0	0	0		176,681
Elevator Improvements	20	0	0	260,532	0	0	0	0		260,532
Lighting Improvements	30	0	0	837,029	0	0	0	0		837,029
Emergency Generators	30	0	0	0	238,332	0	0	0		238,332
Auditorium Seating	30	0	0	0	74,865	0	0	0		74,865
Intercom Systems	20	0	0	0	74,866	0	0	0		74,866
Sewer Tie-ins	50	0	0	59,892	0	0	52,406	74,865		187,163
Paving Improvements	20	0	0	0	0	126,691	0	0		126,691
Cooler Replacement	20	0	0	0	45,578	0	0	0		45,578
Stage Curtain Replace	20	0	0	0	29,646	0	0	0		29,646
Refrigerator Replacement	20	0	0	0	0	96,216	0	0		96,216
Curbs	50	0	0	0	0	26,203	0	0		26,203
Athletic Track Resurface	10	0	0	0	0	0	149,730	0		149,730
Boiler Replacement	30	0	0				46,622	105,675		152,297
										0
TOTALS				5,019,021	4,581,487	2,720,741	5,038,741	4,402,792		21,762,782
Submitted by:	E. Paul Jansson			Title:	Co-Director, Maintenance		Date:	31-Mar-10		